

FINANCIAL STATEMENTS

The City of Saint John

General Fund

December 31, 2009

CONTENTS

	<u>Page</u>
Auditors' Report	1
Operating Fund Balance Sheet	2
Operating Fund Statement of Revenue and Expenses	3
Operating Fund Statement of Equity	4
Capital and Loan Fund Balance Sheet	5
Capital and Loan Fund Statement of Equity	6
Statement of Source and Application of Capital Financing	7
Notes to Financial Statements	8-17
Operating Fund Schedule of Revenue Items	18-19
Operating Fund Schedule of Expense Items	20-25

AUDITORS' REPORT

**To His Worship The Mayor
and Members of Common Council of The City of Saint John**

We have audited the balance sheets of the Operating Fund and Capital and Loan Fund of **The City of Saint John General Fund** as at December 31, 2009 and the related statements of revenue and expenses, equity and source and application of capital financing for the year then ended. These financial statements have been prepared to comply with Section 8 of the Control of Municipalities Act of New Brunswick. These financial statements are the responsibility of the City's management. Our responsibility is to express an opinion on these financial statements based on our audit.

We conducted our audit in accordance with Canadian generally accepted auditing standards. Those standards require that we plan and perform an audit to obtain reasonable assurance whether the financial statements are free of material misstatement. An audit includes examining, on a test basis, evidence supporting the amounts and disclosures in the financial statements. An audit also includes assessing the accounting principles used and significant estimates made by management, as well as evaluating the overall financial statement presentation.

In our opinion, these financial statements present fairly, in all material respects, the financial position of **The City of Saint John General Fund** as at December 31, 2009 and the results of its operations and the source and application of its capital financing for the year then ended in accordance with the basis of accounting described in note 1 to these financial statements.

These financial statements, which have not been, and were not intended to be, prepared in accordance with Canadian generally accepted accounting principles, are solely for the information and use of His Worship The Mayor and Members of Common Council of The City of Saint John, and the Minister of Local Government of the Province of New Brunswick, and are not intended to be and should not be used for any other purpose. They have been prepared to, and do, comply with Section 8 of the Control of Municipalities Act of New Brunswick.

Ernst & Young LLP

Saint John, Canada,
June 18, 2010.

Chartered Accountants

The City of Saint John General Fund


OPERATING FUND BALANCE SHEET

As at December 31

Page	2009 \$	2008 \$
ASSETS		
	-	9,095,204
	7,699,479	5,824,570
	Due from associated entities	
	8,423,735	1,244,876
	3,274,070	3,796,275
	208,958	-
5	13,280,032	8,362,829
	-	6,215
	-	350,000
	Inventory of materials and supplies, at the	
	772,562	717,177
14	3,227,724	4,841,587
	433,470	851,190
	335,684	-
	37,655,714	35,089,923
LIABILITIES AND EQUITY		
	302,389	-
14	14,164,677	13,264,924
10	8,570,880	7,197,336
	540,363	555,601
	Due to associated entities	
	4,461,018	4,281,518
	12,259	12,259
	22,021	22,021
	58,816	-
	-	316,460
	888,202	650,962
	828,737	733,164
	1,719,572	1,022,485
11	5,040,000	6,720,000
	36,608,934	34,776,730
4	1,046,780	313,193
	37,655,714	35,089,923

See accompanying notes

Approved by:


Mayor


Chair of Finance Committee

The City of Saint John General Fund

**OPERATING FUND
STATEMENT OF REVENUE AND EXPENSES**

As at December 31	Budget 2009 Unaudited \$	Actual 2009 \$	Actual 2008 \$
Page			
REVENUE			
Property taxes	98,306,534	98,306,534	90,624,562
Unconditional grant			
Province of New Brunswick	19,499,823	19,499,823	19,499,823
18 Sale of goods and services	1,115,800	1,144,283	1,101,617
19 Other revenue from own sources	5,235,562	5,390,829	5,735,950
19 Conditional grants from other governments	300,000	282,133	285,635
Miscellaneous revenue	886,230	2,216,245	1,496,827
Total revenues	125,343,949	126,839,847	118,744,414
EXPENSES			
20 General government services	11,971,313	12,312,312	10,592,508
21 Protective services	48,741,022	48,732,077	45,799,875
22 Transportation services	25,393,489	26,781,492	25,128,391
Environmental health services	4,089,994	3,906,587	4,020,851
23 Environmental development services	10,117,565	9,293,007	9,327,936
24 Recreational and cultural services	8,485,380	8,596,585	7,977,037
25 Fiscal services	16,476,186	16,484,200	16,573,226
4 Excess of expenses (revenues) second previous year	69,000	69,000	(1,057,898)
Total expenses and fiscal services	125,343,949	126,175,260	118,361,926
Excess of revenues over expenses for the year	-	664,587	382,488

See accompanying notes

The City of Saint John General Fund

**OPERATING FUND
STATEMENT OF EQUITY**

Year ended December 31

Page	2009	2008
	\$	\$
Equity, beginning of year	313,193	988,603
3 Excess of revenues over expenses for the year	664,587	382,488
	977,780	1,371,091
3 Excess of revenues over expenses (expenses over revenues) second previous year	69,000	(1,057,898)
2 Equity, end of year	1,046,780	313,193

See accompanying notes

The City of Saint John General Fund


**CAPITAL AND LOAN FUND
BALANCE SHEET**


As at December 31

Page	2009 \$	2008 \$
ASSETS		
Due from associated entities		
Water and Sewerage Operating Fund	7,664	7,664
Water and Sewerage Utility Capital and Loan Fund	83,557	-
Saint John Parking Commission	19,947	19,947
Saint John Transit Commission	9,829,954	92,312
	<u>9,941,122</u>	<u>119,923</u>
Investments in shares of wholly-owned company,		
Saint John Industrial Parks Ltd., at cost	994	994
12 Land, buildings, plant and equipment and engineering structures <i>[note 3]</i>	475,220,176	445,333,916
	<u>485,162,292</u>	<u>445,454,833</u>
LIABILITIES AND EQUITY		
11 Debenture debt <i>[note 3]</i>	73,364,000	58,726,600
11 Other long-term debt <i>[note 3]</i>		
Canada Mortgage and Housing Corporation	1,445,000	-
Saint John Parking Commission	147,140	220,710
Deferred contributions	6,044,094	2,052,206
2 General Operating Fund	13,280,032	8,362,829
	<u>94,280,266</u>	<u>69,362,345</u>
6 Equity	390,882,026	376,092,488
	<u>485,162,292</u>	<u>445,454,833</u>

See accompanying notes

Approved by:


Mayor


Chair of Finance Committee

The City of Saint John General Fund

**CAPITAL AND LOAN FUND
STATEMENT OF EQUITY**

As at December 31

Page	2009	2008
	\$	\$
Equity, beginning of year	376,092,488	359,525,068
Debt repaid by the General Operating Fund		
Debenture debt	7,862,600	7,664,100
Saint John Parking Commission	73,570	73,570
	<u>7,936,170</u>	<u>7,737,670</u>
Contributions in aid of construction		
Provincial Government	3,788,511	4,762,780
Federal Government	21,443	191,808
Other	1,623,044	3,895,796
	<u>5,432,998</u>	<u>8,850,384</u>
Proceeds of land sales in excess of estimated cost	394,085	382,499
Capital projects financed by the General		
Operating Fund	942,391	1,132,113
Fixed assets purchased by the		
General Operating Fund	1,391,882	2,717,589
Contribution to Saint John Transit Commission	(1,307,988)	(4,252,835)
5 Equity, end of year	<u>390,882,026</u>	<u>376,092,488</u>

See accompanying notes

The City of Saint John General Fund

STATEMENT OF SOURCE AND APPLICATION OF
CAPITAL FINANCING

	Actual 2009 \$	Actual 2008 \$
Source		
Bond Issue	23,945,000	14,000,000
Contributions in aid of construction		
Federal Government	21,443	191,808
Provincial Government	3,788,511	4,762,780
Other	1,623,044	3,895,796
Fixed assets purchased by the General Operating Fund	1,391,882	2,717,589
Capital projects financed by the General Operating Fund	942,391	1,132,113
Proceeds on land sales in excess of estimated cost	394,085	382,499
Debt repaid by the General Operating Fund	7,936,170	7,737,670
Increase in amount due to the General Operating Fund	4,917,203	6,752,575
Deferred contributions	3,991,888	1,775,749
	48,951,617	43,348,579
Application		
Capital expenditures	29,886,260	27,107,570
Debt repayment	7,936,170	7,737,670
Increase in amounts due from associated entities	9,821,199	102,597
Decrease in amount due to Water and Sewerage		
Utility Capital and Loan Fund	-	1,253,713
Decrease in amount due to associated entities	-	2,894,194
Contribution to Saint John Transit Commission	1,307,988	4,252,835
	48,951,617	43,348,579

See accompanying notes

The City of Saint John General Fund

NOTES TO FINANCIAL STATEMENTS

December 31, 2009

1. ACCOUNTING POLICIES

These financial statements have been prepared to conform in all material respects to the accounting principles prescribed for New Brunswick municipalities by the Department of Local Government.

Financial statement presentation

The General Fund financial statements of The City of Saint John (the "City") have been prepared in accordance with the fund basis of accounting. The Operating Fund reflects the City's working capital and results of operations and the Capital and Loan Fund reflects its investment in fixed assets and outstanding long-term debt.

Fixed assets and depreciation

Fixed assets are initially recorded at cost. Funds received through capital assistance programs, cost-sharing arrangements or loan forgiveness are treated as additions to equity in capital assets, except where the asset was acquired under the Urban Renewal Program. In these cases, the funds received are netted against the asset cost.

The City does not record depreciation on its fixed assets, but an amount equal to annual debt repayment is charged to operations and credited to equity in capital assets. The City also charges to operations all capital projects that are financed in the current year from operating funds.

Accrual accounting

The City follows the accrual method of accounting for revenue and expenses.

The City of Saint John General Fund

NOTES TO FINANCIAL STATEMENTS

December 31, 2009

1. ACCOUNTING POLICIES [Cont'd]

Accounting for second previous year's operating results

Section 89 of the Municipalities Act of New Brunswick requires that the excess of revenue over expenses for a fiscal year be included in revenue in the second ensuing year and that similarly, the excess of expenses over revenue for a fiscal year be included in expenses in the second ensuing year.

Accounting estimates

The preparation of financial statements in conformity with Canadian generally accepted accounting principles requires management to make estimates and assumptions that affect the reported amounts of assets and liabilities at the date of the financial statements and the reported amounts of revenue and expenses during the reporting periods. Actual results could differ from those estimates.

Financial instruments

The carrying value of the City's financial instruments other than long-term debt approximate fair value because of their short-term maturity and normal credit terms. The City's accounts receivable do not represent significant concentration of credit risk because the accounts are owed by a large number of ratepayers on normal credit terms. As long-term debt is arranged with the Province of New Brunswick and is not renegotiable, the fair value of long-term debt, affected by possible changing interest rates, has not been determined. At year-end, the City did not have any exposure relating to derivative instruments.

The City of Saint John General Fund

NOTES TO FINANCIAL STATEMENTS

December 31, 2009

2. OTHER PAYABLES

Page	2009	2008
	\$	\$
Heart and lung liability	3,362,000	2,089,000
Vacation pay	2,480,880	2,226,036
Retirement allowance	2,728,000	2,882,300
	8,570,880	7,197,336

The City pays certain amounts to disabled firefighters and their spouses as a result of the provisions of an Act of the Legislature, known as the Heart and Lung Act. An actuarial review of this plan was completed as at December 31, 2009. The estimated actuarial present value of benefits at December 31, 2009 amounts to \$3,362,000. This review only covers current claimants and does not include possible future claims.

The City has provided for vacations earned but not paid.

Employees upon retirement from the City of Saint John are entitled to a retirement pay allowance equal to one month's pay, to a maximum of six months, for every five years of service. The program has been amended to provide certain employees with a payout option prior to retirement. Accepting the early payout option eliminates further accumulation of retirement allowance entitlement for those employees.

Employees of Local 18 hired after June 1, 1998 and Management employees hired after March 23, 2009 are not eligible for retirement allowance, now or in the future. These policies are established in the Local 18 collective bargaining agreement and the Management terms and conditions of employment.

The City of Saint John General Fund

NOTES TO FINANCIAL STATEMENTS

December 31, 2009

3. DEBENTURE AND OTHER LONG-TERM DEBT

Debentures consist of the following:

Year of Issue	Interest Rate %	Term Years	2009 Balance \$	2008 Balance \$
1999	5.200 to 5.750	10	---	862,600
2000	6.100 to 6.400	10	664,000	1,328,000
2001	2.450 to 5.500	10	1,010,000	1,515,000
2002	3.375 to 5.750	10	2,388,000	3,184,000
2003	3.050 to 5.000	10	4,536,000	5,670,000
2003	2.750 to 5.125	10	2,376,000	2,970,000
2004	2.750 to 4.800	10	7,875,000	8,662,000
2005	3.750 to 4.375	10	5,208,000	5,681,000
2006	4.150 to 4.450	10	8,801,000	9,534,000
2007	4.450 to 4.850	10	4,940,000	5,320,000
2008	3.300 to 4.850	10	5,133,000	8,500,000
2008	2.100 to 5.550	15	7,933,000	5,500,000
2009	1.000 to 4.500	10	8,500,000	---
2009	0.950 to 5.000	10	14,000,000	---
Debenture Debt			73,364,000	58,726,600

Other long-term debt consists of the following:

Year of Issue	Interest rate %	Term Years	2009 Balance \$	2008 Balance \$
Province of New Brunswick				
2007	4.36	5	5,040,000	6,720,000
Saint John Parking Commission				
2005	2.75	7	147,140	220,710
Canada Mortgage and Housing Corporation				
2009	3.97	15	1,445,000	-
Other long-term debt			6,632,140	6,940,710

The City of Saint John General Fund

NOTES TO FINANCIAL STATEMENTS

December 31, 2009

3. DEBENTURE AND OTHER LONG-TERM DEBT [Cont'd]

The aggregate amount of principal payments required in each of the next five years is as follows:

	\$
2010	10,383,262
2011	9,719,262
2012	9,140,692
2013	6,664,692
2014	8,876,692

Fixed assets include an amount of \$19,106,726 (2008 - \$17,769,941) for which financing has not been arranged at year-end.

4. PENSION PLAN

A. OVERVIEW

The City provides pension benefits to employees in accordance with the provisions of the revised *City of Saint John Pension Act* as enacted on May 12, 1994 and last amended on April 28, 2001. The plan is administered by a Board of Trustees, representing Common Council, management, unionized employees and retired employees. Prior to May 1994, the plan was governed by *The City of Saint John Pension Act, 1970*. The plan is subject to the provisions of the *New Brunswick Pension Benefits Act* which became effective January 1, 1992.

The plan is a defined benefit plan which provides for pensions based on length of service and rate of pay. Both the City and the employees make contributions to the plan. The City's contribution limits are fixed by legislation at a minimum amount of 7% of employee earnings. The City is currently contributing at a rate of 16.08% of salary. Effective May 1, 2007, the employee contribution rate was changed from 8.5% to 10.5% of pensionable earnings. The additional 2% employee contributions will be made until the sooner of May 1, 2010 or the date at which the going concern unfunded liability has been eliminated. The City charges all of its contributions to expense in the year the contribution is made. The amount contributed for employees, other than those funded by the Water and Sewerage Utility, for 2009 amounted to \$8,530,624 (2008 - \$7,958,994).

The City of Saint John General Fund

NOTES TO FINANCIAL STATEMENTS

December 31, 2009

4. PENSION PLAN [Cont'd]

B. ACTUARIAL INFORMATION

The 2006 actuarial valuation indicated the present value of accumulated plan benefits to be \$396,778,000 and the adjusted market value of net assets available to provide benefits to be \$365,763,100 with an estimated unfunded liability of \$31,014,900 on a going concern basis. As of December 31, 2006, the liabilities on a solvency basis were greater than the solvency assets by \$106,832,800.

The 2006 valuation has been updated by extrapolation to December 31, 2009 and the results indicate that the accumulated plan benefits now exceed the adjusted market value of assets available to provide benefits, resulting in a deficiency of \$121,035,995 on a going concern basis. The 2009 actuarial valuations is now in progress.

This valuation relates to the entire plan, which includes employees funded through both the General Fund and the Water and Sewerage Utility. Current costs and special funding payments are allocated to each fund on the basis of a percentage of payroll.

C. DUE TO THE PENSION PLAN

The *New Brunswick Pension Benefits Act* requires that a solvency deficiency be funded over a period of five years unless an exemption is requested to fund over a period of no more than fifteen years, or the period to December 31, 2018, whichever is shorter, or an exemption from making solvency payments is granted.

In 2007, the exemption from making solvency special payments to the pension plan was sought and received. As a result of receiving this exemption, there is no longer solvency funding due from the City as at December 31, 2007.

During 2009, the City paid the plan an amount of \$2,721,547, which represented required special funding and interest on a going concern basis (2008 - \$2,623,662).

The General Fund's share of this amount for 2009 is \$2,404,487. The City is required to make special going concern payments until 2018.

The City of Saint John General Fund

NOTES TO FINANCIAL STATEMENTS

December 31, 2009

4. PENSION PLAN [Cont'd]

During 2006, the City of Saint John paid the plan an amount of \$12,553,100, which represented required special funding and interest on a going concern basis for the years 2004 to 2006. The General Fund's share of this amount was \$10,759,262, of which an amount of \$1,200,000 was expensed in 2005, \$1,489,949 was expensed in 2006, and \$1,613,863 was expensed in 2007, 2008 and 2009, leaving an unamortized balance of \$3,227,724. The City received approval to amortize this expense over a period ending in 2011.

5. COMMITMENTS

Saint John Transit Commission

During 1979, the Saint John Transit Commission [the "Commission"] was created by an Act of the Legislative Assembly of New Brunswick. Under provisions of the Act, the Commission has the authority to maintain and operate a public transit system within the City of Saint John, with all operating losses and debt charges being funded by the City. The City is also liable for the debentures issued on behalf of the Commission which at December 31, 2009 amounted to \$10,399,000 (2008 – 4,430,400).

The Greater Saint John Economic Development Commission, Inc.

During 1998, the Greater Saint John Economic Development Commission, Inc. was incorporated. The Articles of Incorporation provide a funding formula for costs to be shared by the participating municipalities. The participating municipalities are the Town of Quispamsis, the Town of Rothesay, the Town of Grand Bay-Westfield, and the City of Saint John.

Greater Saint John Regional Facilities Commission

During 1998, the Greater Saint John Regional Facilities Commission [the "Commission"] was created by an Act of the Legislative Assembly of New Brunswick. Under the provisions of the Act, the Commission has the authority to determine the annual amount of the total municipal contribution to be made towards the operation of five regional facilities: the Canada Games Aquatic Centre, Harbour Station, the Saint John Trade and Convention Center, the Imperial Theatre and the Saint John Arts Centre. Under the provisions of the Act, the City's contribution is its pro rata share of the Commission's operating budget based on the tax bases of the participating municipalities. The participating municipalities are the Town of Quispamsis, the Town of Rothesay, the Town of Grand Bay-Westfield, and the City of Saint John.

The City of Saint John General Fund

NOTES TO FINANCIAL STATEMENTS

December 31, 2009

5. COMMITMENTS [Cont'd]

Market Square Central Building Complex - Lease Agreements

The Central Building Complex of the Market Square Project was opened to the public in May 1983. This complex includes the library, trade and convention center, parking garage and retail and commercial space. Under the terms of three sixty-six year leases, the City is responsible for the proportionate share of the complex's common area operating expenses, including property taxes, related to the library, trade and convention centre and parking garage.

Collective agreements

There are provisions within a number of collective agreements between the City and bargaining units representing its employees that commit the City to the future expenditure of funds. The Agreement with CUPE Local 18, representing the City's outside workers, commits the City to employ a minimum of 293 employees at an approximate annual expenditure of \$13,600,000. This Agreement expires on December 31, 2010. The Agreement with CUPE Local 486, representing the City's inside workers, has a no-lay-off provision related to all employees hired prior to August 9, 1985, resulting in an approximate annual expenditure of \$1,800,000. This Agreement expired on December 31, 2007 and was subsequently renewed on August 5, 2008, for the years 2008-2011.

In addition, the Collective Agreement between the Saint John Board of Police Commissioners and CUPE Local 61, representing the City's Police Officers, contains a no-lay-off provision resulting in an approximate annual expenditure of \$10,059,000. This Agreement expired on June 30, 2007 and was subsequently renewed on July 29, 2008, expiring on June 30, 2010.

University funding

In June of 2005, the City approved a grant of \$2,000,000 to the University of New Brunswick, Saint John campus [the "University"]. This funding to the University's campaign "Forging Our Futures" is paid in cash and/or in kind over a period of 10 years commencing in 2006.

The City of Saint John General Fund

NOTES TO FINANCIAL STATEMENTS

December 31, 2009

6. CONTINGENCIES

The City is liable for the debentures and other long-term debt issued on behalf of its self-supporting entities: The Water and Sewerage Utility has outstanding debt as of December 31, 2009 in the amount of \$46,279,000 (2008 - \$45,504,000).

In accordance with the Clean Environment Act, the City is also liable for a pro rata share of the debentures and other long-term debt issued on behalf of the Fundy Solid Waste Commission. The portion attributable to the City is determined on the basis of its percentage of total population within all participating municipalities and unincorporated areas. The total of such debt outstanding at December 31, 2009 amounted to \$9,530,000 (2008 - \$11,279,000). Based on 2003 population figures, the City is liable for approximately 55% of the Commission's debt.

A labour arbitration award in 2008 concluded that persons receiving a disability pension under the City of Saint John Pension Act remained City employees. The award was made in the context of persons whose disability pensions were terminated in 2007 and the potential impact of the award is retroactive to that time. The award was unsuccessfully challenged in the Court of Queen's Bench by the City and the Queen's Bench Decision has been appealed to the New Brunswick Court of Appeal. The City believes that it has a reasonable prospect of succeeding in its appeal. The City has recorded a contingent liability.

The City may be, from time to time, subject to various investigations, claims and legal proceedings covering various matters that arise in the ordinary course of its business activities. Management believes that any liability that may ultimately result from the resolution of these matters will not have a material adverse effect on the financial position or operating results of the City.

The City of Saint John General Fund

NOTES TO FINANCIAL STATEMENTS

December 31, 2009

7. RESTRICTIONS ON MUNICIPAL BORROWINGS

Section 89 of the *Municipalities Act of the Province of New Brunswick* restricts a municipality's borrowings for operating purposes to less than 4% of the operating budget of the municipality, and to less than 2% of the assessed value of real property in the municipality for capital purposes. Borrowings by the General Operating Fund and the General Capital and Loan Fund are within these legislative restrictions.

8. INTER-FUND ACCOUNTS

All inter-fund accounts at December 31, 2009 represent current transactions and are in compliance with the policy established by the Department of Local Government.

9. TRANSACTIONS WITH THE CITY OF SAINT JOHN WATER AND SEWERAGE UTILITY [the "Utility"]

The General Operating Fund reimbursed the Utility Operating Fund an amount of \$2,045,000 (2008 - \$1,853,126) for water supply for fire protection and \$910,000 (2008 - \$918,016) for storm sewerage charges.

The General Operating Fund charged the Utility Operating Fund an amount of \$1,551,000 (2008 - \$1,367,000) for its share of general government operating costs. Charges for the provision of direct services between funds are not reflected in these amounts.

Interest is charged on the balances between the General Fund and the Utility on a monthly basis.

10. UNRESTRICTED DEPOSIT ACCOUNT

The City and its employees participate in a group life insurance plan which has a potentially refundable component, the Unrestricted Deposit Account ("UDA"), based on actual plan experience. Annually, a portion of any excess of premiums paid over claims experience is eligible to be refunded to the City and its employees. Both the City and employees pay premiums into this plan.

The UDA has accumulated \$1,484,234 of eligible refundable premiums during the years 2004 to 2009. The City has recorded accounts receivable of \$1,148,550. The remaining amount of \$335,864 is recorded as a long term asset as the City intends to hold this amount to fund future potential premium increases. Of this amount \$1,113,176 has reduced current payroll costs and the remaining \$371,058 is recorded as due to employees. The due to employees will be used to offset future employee rate increases. The City will review the balances in the UDA annually.

11. COMPARATIVE FIGURES

The comparative financial statements have been reclassified from statements previously presented to conform to the presentation of the 2009 financial statements.

The City of Saint John General Fund

OPERATING FUND
SCHEDULE OF REVENUE ITEMS (1 of 2)

As at December 31	Budget 2009 Unaudited	Actual 2009	Actual 2008
Page	\$	\$	\$
Sale of Goods and Services			
Protective services			
Point Lepreau	40,000	40,000	40,000
Training	-	43,489	27,143
Garbage collection and disposal	5,000	140	-
Recreational and cultural	779,800	799,287	809,247
Administrative service			
Pension Fund	200,000	163,367	138,227
Housing Operations	46,000	46,000	45,000
Saint John Transit Commission	45,000	45,000	42,000
Industrial Parks	-	7,000	-
3	1,115,800	1,144,283	1,101,617

The City of Saint John General Fund

OPERATING FUND
SCHEDULE OF REVENUE ITEMS (2 of 2)

As at December 31	Budget 2009 Unaudited	Actual 2009	Actual 2008
Page	\$	\$	\$
Other Revenue from Own Sources			
Licenses and permits			
Business and other	79,050	101,220	99,315
Building	1,560,000	1,522,894	1,707,849
Plumbing	100,000	99,392	128,484
Gas pipeline	16,500	97,522	36,564
	1,755,550	1,821,028	1,972,212
Fines and parking			
Parking and traffic violations	651,000	765,062	598,137
Parking meters	852,500	783,138	793,977
Market Square Parking Garage	1,037,012	1,094,041	1,025,928
	2,540,512	2,642,241	2,418,042
Rentals			
Market	485,000	540,417	491,830
Land and buildings	204,500	161,838	186,737
	689,500	702,255	678,567
17 Short-term interest [note 9]	250,000	225,305	667,129
3	5,235,562	5,390,829	5,735,950
Conditional Grants from Other Governments			
Provincial government and agencies			
Transportation services - highways	300,000	282,133	285,635
3	300,000	282,133	285,635

The City of Saint John General Fund

**OPERATING FUND
SCHEDULE OF EXPENSE ITEMS (1 of 6)**

As at December 31	Budget 2009 Unaudited	Actual 2009	Actual 2008
Page	\$	\$	\$
General Government Services			
Legislative			
Mayor's Office	220,196	188,883	174,204
Common Council	564,917	561,431	419,075
General Administrative			
City Manager	536,310	934,445	515,002
Vision 2015	717,306	617,417	527,066
Common Clerk	827,770	799,429	721,437
Solicitor	757,232	904,795	738,318
Corporate Services			
Finance	1,719,170	1,630,533	1,449,811
Human Resources	1,413,659	1,474,983	1,368,352
Materials Management	1,081,744	1,161,877	1,113,445
Information Systems & Support	1,938,963	1,868,762	1,628,199
Communications	538,557	459,883	237,380
Common Services			
City Hall Building	1,480,015	1,583,686	1,691,884
Other General Government Services			
Property Assessment	1,101,474	1,101,474	1,009,743
Public Liability Insurance	670,000	575,714	365,592
	13,567,313	13,863,312	11,959,508
17 Deduct administrative costs allocated to the Water and Sewerage Operating Fund [note 9]	(1,596,000)	(1,551,000)	(1,367,000)
3	11,971,313	12,312,312	10,592,508

The City of Saint John General Fund

**OPERATING FUND
SCHEDULE OF EXPENSE ITEMS (2 of 6)**

As at December 31	Budget 2009 Unaudited	Actual 2009	Actual 2008
Page	\$	\$	\$
Protective Services			
Police Protection	21,935,041	23,041,110	21,214,898
Fire Protection			
Salaries and other operating costs	20,352,440	19,939,971	19,254,186
17 Water supply [note 9]	2,250,000	2,045,000	1,853,126
Emergency Measures			
Emergency Measures Organization	308,936	243,097	229,335
Emergency Dispatch Centre	2,165,982	1,769,364	1,666,060
Other Protection			
Building Inspection	1,584,773	1,549,533	1,445,125
Animal Rescue League	143,850	144,002	137,145
3	48,741,022	48,732,077	45,799,875

The City of Saint John General Fund

**OPERATING FUND
SCHEDULE OF EXPENSE ITEMS (3 of 6)**

As at December 31	Budget 2009 Unaudited	Actual 2009	Actual 2008
Page	\$	\$	\$
Transportation Services			
Common Services			
	691,131	1,087,502	804,683
	1,967,634	1,789,196	1,771,975
	439,598	413,373	359,516
Road Transport			
	11,755,267	13,875,051	12,978,114
	1,000,000	994,116	983,888
	1,525,634	1,499,593	1,276,507
	478,654	482,316	479,346
17	Storm Sewer <i>[note 9]</i>	2,518,121	1,666,157
14	Public Transit <i>[note 5]</i>		
	Operating Subsidy	4,242,921	4,129,712
	Interest expense and capital debt retirement	774,529	678,493
3	25,393,489	26,781,492	25,128,391

The City of Saint John General Fund

**OPERATING FUND
SCHEDULE OF EXPENSE ITEMS (4 of 6)**

As at December 31	Budget 2009 Unaudited	Actual 2009	Actual 2008
Page	\$	\$	\$
Environmental Development Services			
Research and Planning	1,269,760	1,120,330	877,203
Administration and GIS	770,044	614,123	743,781
Real Estate Management	1,420,890	1,203,849	1,392,121
Market Square Corporation	280,000	280,000	296,028
Environment Committee	4,520	1,465	4,048
Heritage Development Board	231,746	239,221	211,309
14 Greater Saint John Economic Development <i>[note 5]</i>	427,319	427,319	437,616
Saint John Industrial Parks	315,000	315,000	275,000
15 Market Square Common Area <i>[note 5]</i>	1,992,535	1,853,057	1,769,228
Growth Strategy Initiative	25,000	25,000	25,000
15 Regional Facilities Commission <i>[note 5]</i>	1,496,045	1,512,207	1,599,389
Tourism and Communications	1,000,706	963,267	894,626
City Market	884,000	738,169	802,587
3	10,117,565	9,293,007	9,327,936

The City of Saint John General Fund

**OPERATING FUND
SCHEDULE OF EXPENSE ITEMS (5 of 6)**

As at December 31	Budget 2009 Unaudited	Actual 2009	Actual 2008
Page	\$	\$	\$
Recreational and Cultural Services			
Recreational			
Administration	817,335	941,083	883,555
Pro Kids	78,170	70,040	78,101
Community Centers	1,259,311	1,265,156	1,244,985
Arenas	1,311,342	1,439,662	1,258,990
Sportsfields	1,355,165	1,301,247	1,256,512
Parks	1,859,748	1,816,045	1,736,235
Cultural			
Saint John Free Public Library	409,190	409,190	383,987
Cultural Services	106,758	95,945	94,740
Grants	1,288,361	1,258,217	1,039,932
3	8,485,380	8,596,585	7,977,037

The City of Saint John General Fund

**OPERATING FUND
SCHEDULE OF EXPENSE ITEMS (6 of 6)**

As at December 31	Budget 2009 Unaudited	Actual 2009	Actual 2008
Page	\$	\$	\$
Fiscal Services			
Interest on long-term debt			
Debenture debt	3,644,560	2,974,894	2,617,622
Other long-term debt	7,063	11,891	9,417
Principal installments			
Debenture debt	7,862,267	7,862,600	7,664,100
Other long-term debt	73,570	73,570	73,570
Capital projects financed by the General Operating Fund	-	-	1,000,000
Other debt charges	448,342	254,783	93,727
Short-term financing	280,000	176,767	274,524
12 Funding of Pension Fund <i>[note 4]</i>	4,160,384	4,242,871	4,223,078
Other miscellaneous	-	886,824	617,188
3	16,476,186	16,484,200	16,573,226

Ernst & Young

Assurance | Tax | Transactions | Advisory

About Ernst & Young

Ernst & Young is a global leader in assurance, tax, transaction and advisory services.

Worldwide, our 130,000 people are united by our shared values and an unwavering commitment to quality. We make a difference by helping our people, our clients and our wider communities achieve potential.

For more information, please visit ey.com/ca.

ey.com/ca

© 2008 Ernst & Young LLP. All rights reserved.
A member firm of Ernst & Young Global Limited.

